

# "MATCHBOX"®

COLLECTOR'S CATALOG U.S.A. EDITION 1969





No. CC 300  
Collector's Case  
Holds 48 Models  
\$3.00

## "MATCHBOX" COLLECTOR'S CASES

These handsome official cases are what every "MATCHBOX" owner needs for storage or travel. Special plastic lift-out trays protect your models. The plastic cases are scuff-resistant, with strong handles and nickel-plated snap locks. (Models not included).

Also available  
No. CC 24  
Mini Collector's Case  
Holds 24 models  
(not illustrated)  
\$1.69

*"Prices in this catalogue may be slightly higher west of the Rocky Mountains."*



No. CC 572  
De Luxe Collector's Case  
Holds 72 Models  
\$5.49



"MATCHBOX"


HOME  
DISPLAY



NEW  
SNAP-LOCK  
COVER  
TONGUE AND  
GROOVE  
FEATURE  
INTERLOCKS  
CASES

These new cases hold five models and can be hung on the wall or stacked as they interlock. Convenient snap-in lid, made of sturdy crystal-clear plastic. An ideal way to care for and display your "MATCHBOX" Collection.

**No. HD "MATCHBOX"**  
Home Display 49¢ ea.



## **"MATCHBOX" TRAFFIC GAME**

A new, action-packed game, with choices, chances, and a traffic signal.

Hours of fun for 2 to 4 players, two cars included.

**No. FB-5 "MATCHBOX" Traffic Game \$5.00**



# "MATCHBOX" MOTORWAY

Put action in your "MATCHBOX" collection with this great Motorway – special adaptors do the trick – fit any "MATCHBOX" model. Has 14 feet of track, two variable speed controllers, UL listed power pack. Complete with two cars for racing excitement and re-usable adaptors to run up to 10 models in traffic patterns.



## NEW!

### Extension Set for "MATCHBOX" Motorway

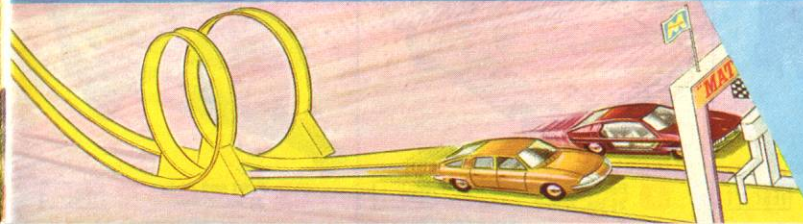
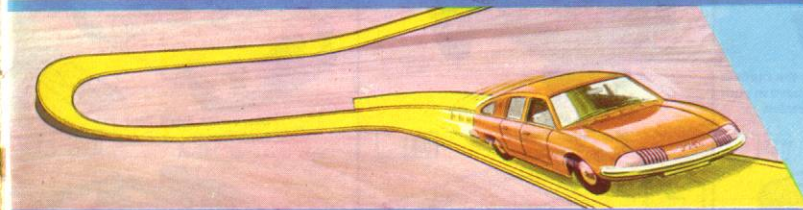

Make your Motorway No. 12 longer, speedier, trickier. Contains all parts needed to build sixteen different layouts, with over six feet more of track. Includes bridge supports.

No. MWA-6 Extension Set \$7.00

Extra parts also available in individual packs.

No. MW-12  
Motorway \$22.95

# "MATCHBOX" *Superfast*



## **Superfast**

Super quality, super styled! – new "MATCHBOX" superfast models could possibly be described as the fastest free running cars ever! Packed with action, these great new models easily loop the loop or any other stunt you can possibly devise with the "MATCHBOX" super track. Superfast "MATCHBOX", the models with the extra zip.

# The terrific new "MATCHBOX" Steering system



Another "MATCHBOX" first! – "AUTOSTEER". This unique device, developed by the "MATCHBOX" Design team, turns the front wheels in either direction by simple pressure. Look for it on the latest "MATCHBOX" releases.

# "MATCHBOX"

## SERIES No. 1-75

Regular Packs 55¢


Blister Packs  
slightly higher



Tick the models  
you have in your  
collection ▼

**1** Mercedes Truck  
3 ins. 76mm.

YES ☐




**2** Mercedes Trailer  
3½ ins. 90mm.

YES ☐




**7** Ford Refuse Truck  
3 ins. 76mm.

YES ☐



**8** Ford Mustang Fastback  
2¾ ins. 74mm.

YES ☐



**3** Mercedes Benz Binz  
Ambulance  
2¾ ins. 74mm.

YES ☐




**9** Boat and Trailer  
3½ ins. 90mm.

YES ☐


Indicates  
towing hook  
Indicates  
autosteer  
Indicates  
superfast






**4 Stake Truck**  
2  $\frac{7}{8}$  ins. 74mm.

YES ☐



**10 Pipe Truck**  
3 ins. 75mm.

YES ☐



(available  
late 1969)

**5 Lotus Europa**  
2  $\frac{7}{8}$  ins. 73mm.


YES ☐



(available  
mid 1969)

**11 Scaffold Truck**  
2  $\frac{5}{8}$  ins. 67mm.

YES ☐



**6 Ford Pick-Up**  
2  $\frac{3}{4}$  ins. 71mm.

YES ☐




**12 Safari Land-Rover**  
2  $\frac{3}{4}$  ins. 70mm.

YES ☐




**13** Wreck Truck 3 ins. 76mm. YES ☐




(available mid-1969)

**18** Field Car 2  $\frac{5}{8}$  ins. 67mm. YES ☐



**23** Trailer Caravan 3 ins. 76mm. YES ☐



**14** Iso Grifo 3 ins. 76mm. YES ☐




**19** Lotus Racing Car 2  $\frac{3}{4}$  ins. 70mm. YES ☐




**24** Rolls-Royce Silver Shadow 3 ins. 76mm. YES ☐





**15 Volkswagen 1500**  
2  $\frac{1}{8}$  ins. 74mm.


YES ☐



(available  
late 1969)

**20 Lamborghini Marzal**  
2  $\frac{3}{4}$  ins. 70mm.

YES ☐




**25 Ford Cortina G.T.**  
2  $\frac{3}{8}$  ins. 67mm.

YES ☐



(available  
mid-1969)




**16 Case Bulldozer**  
2  $\frac{1}{2}$  ins. 65mm.

YES ☐



**21 Foden Concrete Truck**  
3 ins. 76mm.

YES ☐



**26 GMC Tipper Truck** 2  $\frac{3}{8}$  ins. 67mm.


YES ☐



(available mid-1969)


**17 Horse Box**  
2  $\frac{1}{8}$  ins. 74mm.

YES ☐



**22 Pontiac Grand Prix**  
3 ins. 76mm.


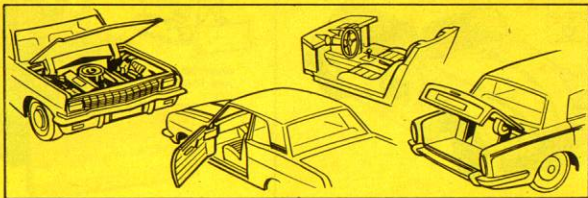
YES ☐



**27 Mercedes 230 SL**  
2  $\frac{1}{4}$  ins. 71mm.


YES ☐

# "MATCHBOX" SERIES




**28** Mack Dump Truck  
2  $\frac{3}{8}$  ins. 67mm.

YES ☐



**29** Fire Pumper  
3 ins. 76mm.

YES ☐




**30** 8-Wheel Crane  
3 ins. 76mm.

YES ☐



10 **34** Volkswagen Camper  
2  $\frac{3}{8}$  ins. 65mm.

YES ☐



**35** Snow-Trac Tractor  
2  $\frac{1}{2}$  ins. 56mm.

YES ☐



**36** Opel Diplomat  
2  $\frac{3}{4}$  ins. 70mm.

YES ☐




**31** Lincoln Continental  
3 ins. 76mm.

YES ☐




**32** Leyland Petrol Tanker  
3 ins. 76mm.

YES ☐



**33** Lamborghini Miura  
2½ ins. 70mm.

YES ☐



**37** Cattle Truck  
2½ ins. 65mm.

YES ☐



**38** Honda Motorcycle with  
Trailer  
3 ins. 76mm.


YES ☐



**39** Ford Tractor  
2½ ins. 54mm.

YES ☐






**40 Hay Trailer**  
3  $\frac{3}{4}$  ins. 86mm.

YES ☐



**45 Ford Corsair with Boat**  
2  $\frac{1}{2}$  ins. 67mm.

YES ☐




**50 Kennel Truck** 2  $\frac{3}{4}$  ins. 70mm.

YES ☐



**41 Ford G.T.**  
2  $\frac{3}{8}$  ins. 67mm.


YES ☐



**46 Mercedes 300SE**  
2  $\frac{1}{2}$  ins. 73mm.

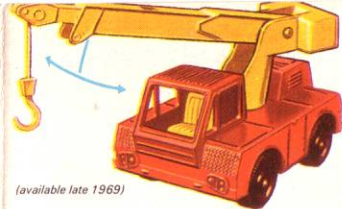
YES ☐

(available  
mid-1969)



**51 8-Wheel Tipper** 3 ins. 76mm.

YES ☐



(available late 1969)

**42 Fairy Iron Crane**  
3 ins. 76mm.

YES ☐




**47 DAF tipper Container Truck**  
3 ins. 76mm.

YES ☐




**52 BRM Racing Car**  
2½ ins. 70mm.

YES ☐




**43 Pony Trailer**  
2½ ins. 67mm.

YES ☐



**48 Dumper Truck**  
3 ins. 76mm.

YES ☐




**53 Ford Zodiac MkIV**  
2½ ins. 70mm.

YES ☐



**44 Refrigeration Truck**  
3 ins. 76mm.

YES ☐



**49 Unimog**  
2½ ins. 62mm.

YES ☐



**54 Cadillac Ambulance**  
2½ ins. 73mm.

YES ☐


# "MATCHBOX"<sup>®</sup>

## SERIES

This book belongs to.....

Address .....

.....



**55** Police Car  
3  $\frac{1}{16}$  in. 73mm.


YES ☐



**61** Alvis Stalwart  
2  $\frac{1}{8}$  ins. 66mm.


YES ☐

(available late 1969)



**56** BMC 1100 Pininfarina  
2  $\frac{3}{4}$  ins. 70mm.

YES ☐



(available late 1969)

**62** Mercury Cougar  
3 ins. 76mm.

YES ☐



**57** Land-Rover Fire Truck  
2  $\frac{1}{2}$  ins. 64mm.



YES ☐



**63** Dodge Crane Truck  
3 ins. 76mm.

YES ☐





**58** DAF Girder Truck  
3 ins. 76mm.

YES ☐




**59** Fire Chief Car  
2  $\frac{1}{2}$  ins. 73mm.

YES ☐




**60** Truck with Site Office  
2  $\frac{1}{2}$  ins. 65mm.

YES ☐




**64** MG 1100  
2  $\frac{3}{4}$  ins. 66mm.

YES ☐




**65** Combine Harvester 3 ins. 76mm.

YES ☐



**66** Greyhound Bus  
3 ins. 76mm.

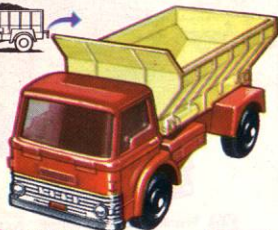
YES ☐



(available  
1969)


**67** Volkswagen 1600 TL  
2 $\frac{1}{8}$  ins. 68mm.

YES ☐



**70** Grit Spreader  
2 $\frac{5}{8}$  ins. 67mm.


YES ☐



AUTO  
STEER

**73** Mercury Commuter  
3 $\frac{1}{8}$  ins. 67mm.

YES ☐



**68** Mercedes Coach  
2 $\frac{7}{8}$  ins. 73mm.

YES ☐




**71** Ford Heavy Wreck Truck  
3 ins. 76mm.

YES ☐




**74** Daimler Bus  
3 ins. 76mm.

YES ☐




**69** Hatra Tractor Shovel  
3 $\frac{1}{8}$  ins. 80mm.

YES ☐




**72** Standard Jeep  
2 $\frac{3}{8}$  ins. 61mm.

YES ☐




**75** Ferrari Berlinetta  
2 $\frac{3}{8}$  ins. 73mm.

YES ☐



# "MATCHBOX" Build A Road TM

Build your own highway with one of these three sets. Interlocking plastic pieces make a wide variety of layouts — parts include straight and curved road and curb, intersection, guard rails, traffic signs, lamp posts. Super and DeLuxe sets make bridges, too!



## **No. BR-1**

### **Build-A-Road†**

More than 50 pieces **\$5.00**

## **No. BR-2**

### **Super Build-A-Road†**

More than 90 pieces **\$7.00**

## **No. BR-3**

### **DeLuxe Build-A-Road**

More than 130 pieces **\$9.00**

## **ACCESSORY PACKS†**

**\$1.00 each**

### **No. BR-11**

(six pcs. 6 ins. straight track)

### **No. BR-12**

(2 complete 4-way intersections)

### **No. BR-13**

(10 pcs. 45° curved track)

### **No. BR-14**

(bridge supports and railings)

† not illustrated






## **"MATCHBOX" POP-UP ROADWAYS**

A great new idea from "MATCHBOX" — Pop-Up — Fold Away Roadways, realistically colored, three dimensional stand up cardboard cutouts which form Roadways, Building Sites and Farmyards. They offer endless hours of fun for you and your friends with all of your "MATCHBOX" models.


**R-1 ROADWAY**, incorporates an overpass, road signs and buildings. 35½ ins. x 23½ ins. 90 cms x 59 cms. **Price 65¢**

**R-2 CONSTRUCTION SITE**, New for 1969, with loading ramps, buildings and sandbanks. 35½ ins. x 23½ ins. 90 cms x 59 cms. **Price 65¢**

**R-3 FARMYARD**, with sheds, loading ramp, houses and hedges. 35½ ins. x 23½ ins. 90 cms x 59 cms. **Price 65¢**



R-2



R-3






# "MATCHBOX"

**MG-1 SERVICE STATION**  
with forecourt

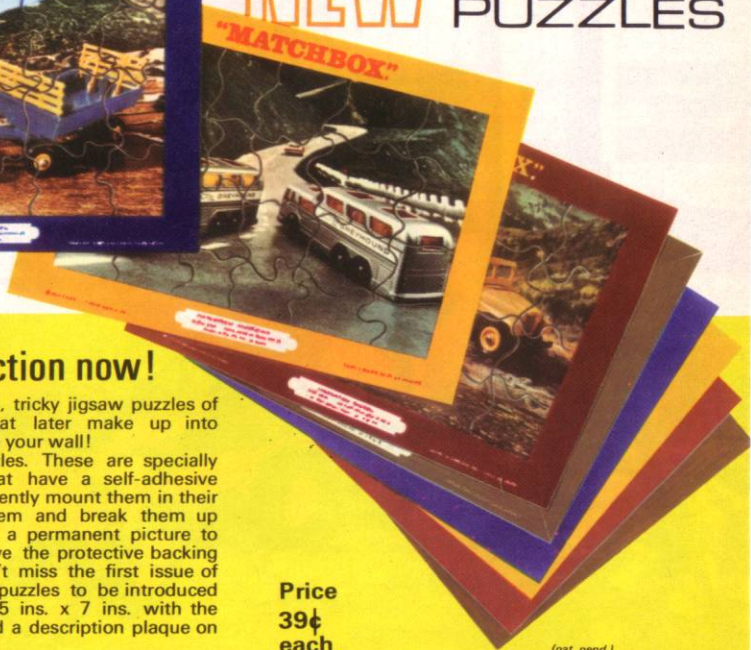
Treat your "MATCHBOX" cars to the proper service with this wonderful plastic BP garage. Complete in every possible detail, compact and neatly styled after the modern garages of today. Adds extra play value to your "MATCHBOX" collection.  
Available mid-1969

**Price \$3**





# NEW "MATCHBOX" PICTURE PUZZLES



## Start your collection now!

Now you can have colorful, tricky jigsaw puzzles of "MATCHBOX" models that later make up into beautiful pictures to hang on your wall!

These aren't ordinary puzzles. These are specially designed inlay puzzles that have a self-adhesive backing so you can permanently mount them in their attractive frame. Make them and break them up again and again. To make a permanent picture to decorate your room, remove the protective backing and press into frame. Don't miss the first issue of the "MATCHBOX" jigsaw puzzles to be introduced this year. Each measures 5 ins. x 7 ins. with the model introduction date and a description plaque on the frame.

Price  
39¢  
each

(pat. pend.)




"MATCHBOX" King Size models are King Size value and King Size quality. They are packed full of working parts giving real action – trucks that tip, cranes that lift, doors that open, mixer drums that turn and wheels that

## "MATCHBOX" KING SIZE


steer with the unique "MATCHBOX" True Guide.

This super 1969 King Size range is the best yet with a terrific variety of vehicles, accurately detailed, full of action plus loads of exclusive "MATCHBOX" features.

The sensational "MATCHBOX" news of the year – more excitingly fabulous King Size cars!



**K-2** Scammel Heavy Wreck Truck  
4½ ins. 110mm. Price \$1.75



indicates True Guide


**K-1** Foden Tipper Truck  
4½ ins. 108mm.  
Price \$1.50

YES ☐

**K-3** Hatra Tractor Shovel  
6 ins. 150mm. Price \$2.00

YES ☐






**K-4** Leyland Tipper  
4½ ins. 114mm.


YES ☐

(available late 1969)



**K-6** Mercedes Benz Binz Ambulance 4½ ins. 105mm. Price \$1.75

YES ☐




**K-7**




K-4

**Leyland Tipper**  
4½ ins. 114mm.

YES ☐




(available late 1969)



K-5

**Racing Car Transporter**  
Opening door and rising car-ramp  
5 ins. 127mm. Price \$2.00


YES ☐



K-6

**Mercedes Benz Binz Ambulance** 4½ ins. 105mm. Price \$1.75


YES ☐



K-7

**SD Refuse Truck**  
4½ ins. 117mm. Price \$2.00

YES ☐




K-8

**Car Transporter**  
8½ ins. 209mm. Price \$2.25

YES ☐






K-5

### Racing Car Transporter

Opening door and rising car-ramp  
5 ins. 127mm. Price \$2.00


YES ☐



YES ☐

### SD Refuse Truck

4  $\frac{5}{8}$  ins. 117mm. Price \$2.00




K-8

### Car Transporter

8  $\frac{1}{2}$  ins. 209mm. Price \$2.25

YES ☐






# "MATCHBOX" KING SIZE




**K-9** **Combine Harvester**  
5½ ins. 140mm.  
Rotating blades and movable  
grain-chute **Price \$2.00**

YES ☐



**K-11** **Fordson Tractor and  
Farm Trailer**  
6¼ ins. 158mm. **Price \$1.50**


YES ☐



**K-10** Pipe Truck with six interlocking pipes  
8 ins. 203mm. Price \$2.25


YES ☐

(available late 1969)



**K-12** Crane Truck  
4½ ins. 121mm. Price \$2.25

YES ☐



**K-13** Ready-Mix Concrete Truck  
4½ ins. 114mm. Price \$1.75

YES ☐



K-14

**Jumbo Crane**  
5½ ins. 125mm. Price \$1.50

YES ☐



K-15

**Merryweather Fire Engine**  
6¾ ins. 154mm. Price \$2.00

YES ☐


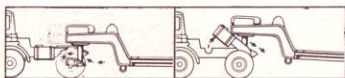




**K-16**

**Dodge Tractor with Twin Tipper**  
 11  $\frac{7}{8}$  ins. 302mm. Price \$3.50


YES ☐



**K-17**

**Low-Loader with Bulldozer**  
 9  $\frac{1}{2}$  ins. 242mm. Price \$3.50

YES ☐




**"MATCHBOX"**

**KING SIZE**


**K-18** Articulated Horse Box  
6  $\frac{1}{2}$  ins. 167mm. Price \$2.50

YES ☐



**K-19** Scammel Tipper Truck  
4  $\frac{3}{4}$  ins. 121mm. Price \$1.75

YES ☐



**Tractor Transporter**

**K-20** Complete with three detailed tractors  
9 ins. 228mm. Price \$3.50

YES ☐



**"MATCHBOX"**

**KING SIZE**

**CARS**

The beautiful Cougar is the first of the new fabulous King Size cars, and now there is the exciting Dodge Charger plus two more terrific action packed models . . . The low, sleek Mercury Commuter and the superb Lamborghini Miura.



**K-21** Mercury Cougar  
4 $\frac{1}{8}$  ins. 105mm. Price \$1.50

YES ☐



(available mid 1969)

**K-23** Mercury Police Car  
4 $\frac{3}{8}$  ins. 111mm.  
Price \$1.50

YES ☐





(available mid 1969)

**K-22** Dodge Charger  
4½ ins. 115mm.  
Price \$1.50

YES ☐




(available  
mid 1969)

**K-24** Lamborghini Miura  
4 ins. 102mm. (Price to be advised)

YES ☐





# "MATCHBOX"®

## Y-1 1911 MODEL T FORD

From 1909 until 1927, 15,000,000 Model T Fords were built with no basic engineering changes. These cars were inexpensive, simple, rugged, agile and durable. They could go anywhere. This miniature represents the colorful early "Brass Radiator" model.

3 ins. 76mm.

YES ☐

All Yesteryear Standard Packs \$1.50


All Blister Packs slightly more

## Y-2 1911 RENAULT 2-SEATER

This model has a twin cylinder side-valve engine rated at 8 h.p. Today, gasoline consumption on this 58-year-old car averages 37 m.p.g., maximum speed is 40 m.p.h., and the car has averaged 24.7 m.p.h. over a journey of 200 miles, across England.

3 ins. 76mm.

YES ☐







## *"Models of Yesteryear"*

### **Y-4** 1909 OPEL COUPE

Introduced as the Opel "Doctor's Car", this 2-seater Coupe was originally intended as reliable transport for country physicians but soon found favor with other early motorists as well. Selling for 3950 German marks, the car featured high-pressure tires on detachable steel rims and its four-cylinder 1029 c.c. engine enabled it to reach 34 m.p.h., 3 $\frac{1}{8}$  ins. 79mm.

YES ☐



### **Y-3** 1910 BENZ LIMOUSINE

For a 4-cylinder car of 4950 c.c. this was an advanced machine in its day and could comfortably cruise at almost sixty miles per hour. This "Model of Yesteryear" has been reproduced from the actual machine in the famous Daimler-Benz Museum at Stuttgart in Germany. 3 $\frac{1}{4}$  ins. 83mm.



YES ☐

## Y-5 1907 PEUGEOT

First built in 1906, the Peugeot had a 12/16 horsepower, 4-cylinder engine cast in pairs, maximum speed – 34 m.p.h. The power was transmitted by chain to the driving wheels. Notable features of this Peugeot were the Traffault shock-absorbers, using rubber for the first time which was both efficient and reliable.

3½ ins. 89mm.

YES ☐



## “MATCHBOX”®

### Y-6 1913 CADILLAC


Originally known as the “Standard of the World” the Cadillac is still the Americans’ prestige car.

Powered by a so-called “silent engine” this model had 4-cylinders with a total capacity of 6000 c.c. The car also had dual ignition and what was then the novel feature of a self-starter.

3⅔ ins. 87mm.

YES ☐





## Y-8 1914 STUTZ

This attractive model is based on the 1914 STUTZ type 4E Roadster. It had a 4 cylinder, side valve engine of 36.1 horsepower and the rear wheels were driven by a shaft. The 3 speed gearbox was mounted in the rear axle. The STUTZ was to become a symbol of style and performance in the U.S.A. From the private collection of Mr. and Mrs. Helmuth Holze.

3 $\frac{3}{8}$  ins. 86mm.

YES ☐

## *"Models of Yesteryear"*

### Y-7 1912 ROLLS-ROYCE

The 6-cylinder, 7046 c.c. engine was so quiet it was likened to a silent sewing machine, and so smooth a penny could be balanced on the radiator. It could travel at 60 m.p.h. and used a gallon of gasoline every 20 miles.

3 $\frac{3}{4}$  ins. 96mm.

YES ☐







## "MATCHBOX"®

### Y-9 1912 SIMPLEX

Built in New York, Simplex Cars were among the finest made in America in their day.

This is the Model 58 fitted with a Holbrook toy tonneau body and a  $5\frac{3}{4}$ -inch bore and stroke engine. The car is on display at the Long Island Automotive Museum, Southampton, New York, U.S.A.  $3\frac{3}{4}$  ins. 96mm.


YES ☐

### Y-10 1906 ROLLS ROYCE SILVER GHOST

Powered by a 6 cylinder engine giving a capacity of 7036 c.c. and incorporating a 4 speed gear box, it was capable of a speed of nearly 50 m.p.h. The basic design remained unchanged for 19 years.  $3\frac{5}{8}$  ins. 94mm.

(available late 1969)

YES ☐





## *"Models of Yesteryear"*

### **Y-11** 1912 PACKARD LANDAULET

The American four-cylinder Packard was one of the finest automobiles of its period. This particular model was purchased and restored by Henry Austin Clark, Jr., and is now at his Long Island Automotive Museum in Southampton, New York.

3¼ ins. 82mm.

YES ☐



### **Y-12** 1909 THOMAS FLYABOUT

Claimed by its manufacturers to be the most complete, luxurious and fastest production car made at the time, the Thomas "K" 6-70 was often referred to as "the world's most perfect car". This particular model has been superbly restored by Harrah's Automobile Collection, Reno, Nevada in the U.S.A., where it is now on display.

4 ins. 102mm.


YES ☐

## Y-13 1911 DAIMLER

This was the smallest of the famous sleeve-valve engined Daimlers and was made only in 1911, known as the type A12, with an engine of 1700 c.c., this car had the unusual feature of Rudge-Whitworth wire wheels as standard equipment.

3 $\frac{3}{8}$  ins. 85mm.

YES ☐



## "MATCHBOX"


### Y-14 1911 MAXWELL ROADSTER

This Model GA Maxwell is one of the antique automobiles in the collection of Henry Austin Clark, Jr., of Long Island, New York. It sold for 1400 dollars in 1911 and was described by the manufacturers, the Maxwell-Briscoe Motor Co., as the "Classiest, snappiest, most comfortable two-passenger roadster built".

3 $\frac{1}{4}$  ins. 82mm.

YES ☐





## Y-16 1904 SPYKER

This Dutch car will, of course, be familiar to those millions of moviegoers who saw it compete against the Darracq called "Genevieve". It has a four-cylinder, 2456 c.c. engine, and the price in England in 1904 was £460.

3¼ ins. 83mm.

YES ☐


## *Models of Yesteryear*

### Y-15 ROLLS-ROYCE SILVER GHOST

This car is the original Silver Ghost, built in 1906, which to date has completed well over 400,000 miles and is still in excellent running order. In May 1907 this car was driven a distance of over 400 miles, entirely in top gear. Shortly afterwards, it covered 14,371 miles non-stop.

3¼ ins. 83mm.

YES ☐








# Gift Sets

The "MATCHBOX" people have put all the new and favorite models into these exciting gift sets. Presented in bright, full-color see-through packs to enable you to study the contents of each box.

<b>G-1 Service Station Set</b>	<b>\$5.00</b>
<b>G-2 Transporter Set</b>	<b>\$5.00</b>
<b>G-3 Farm Set</b>	<b>\$4.50</b>
<b>G-4 Race 'n' Rally Set</b>	<b>\$5.50</b>
<b>G-5 Famous Cars of Yesteryear Set</b>	<b>\$6.00</b>
<b>G-6 Truck Set</b>	<b>\$4.50</b>








# HISTORY OF THE WHEEL




The invention of the wheel was first made in the New Stone Age. From time immemorial, man had transported heavy loads on rollers made of logs of wood. Many years passed before he made transportation easier by cutting the logs into circular sections, joining them to a crudely formed axle secured to a sledge. The series of drawings show how the wheel may have developed from the log. The Egyptian Chariot of 1400 B.C. and the Roman Ox-cart illustrate its versatility. During the 16th Century, carriages of various styles and designs were in use. Journeys were usually speedy though uncomfortable due to the





bad road surfaces and lack of suspension. The picture shows a typical stage coach of 1825.

The trade of a Wheelwright demanded a high degree of skill, using materials of wood, metal and leather.

In the 19th Century two discoveries changed the form of transportation.



The first petrol driven car was invented in 1855, and the pneumatic tire was invented in 1888 by J. B. Dunlop. At last, the horseless carriage had arrived! The illustration shows a 1912 Rolls Royce, a model of which is available in the "MATCHBOX" "Models of Yesteryear" Series.








# MODERN WHEELS

The wheels of today are as varied as the goods which they carry. The impressive Dodge Tractor with twin tipper has 26 wheels! The Case Bulldozer travels easily across sand on tracks driven by wheels. Reproductions of each of these interesting vehicles are in the current "MATCHBOX" range. The racing car has wheels of a different type, light yet very strong and made of manganese steel. Even car engines contain specialized wheels in the form of gears, cogs and pulleys, etc.

The wheel certainly has developed over the ages, but strangely enough, the shape still remains — **ROUND!**







Choose a gift for any occasion, from this distinctive range of cigarette boxes, ashtrays, pipeholders and penstands. Featuring models of veteran and vintage cars plated in gold or silver finish. Each beautifully presented in full-color packs.

**Prices from \$4.00**

## LESNEY VETERAN CAR GIFTS




STAINLESS  
STEEL  
TRAY



## UTILITY BOX



## PIPE TRAY



# FRED BRONNER CORPORATION



120 EAST 23RD STREET NEW YORK, N.Y. 10010  
ALgonguin 4-0505

A DIVISION OF LESNEY PRODUCTS & CO. LTD.

T. M. "MATCHBOX" owned by Lesney  
Products & Co. Ltd., manufacturers of  
"MATCHBOX" models, Lee Conservancy Rd.,  
London, E.9.

Copyright © Lesney Products & Co. Ltd.  
(1969). All rights reserved.

Printed in England, Web Offset by  
Petty and Sons Limited, Leeds.

*"Prices in this Catalog may be slightly  
higher west of the Rocky Mountains."*

